




Filter Maintenance

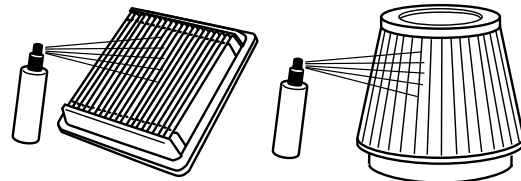
K&N Replacement and GruppeM Air Intake System can be maintained using the special filter washer and filter oil. The performance of the filter is brought back to the level of a new product, and the filter capacity becomes 100%. The K&N air filters offer amazing long-life by ideal maintenance.

1. Remove the filter from the vehicle cleaner case, and use a soft brush to get rid of large dirt particles.




2. Spray liberal amounts of the filter washer fluid on the filter, and let stand for 30 minutes (adjust the length of time according to the degree of dirt buildup).

Note: Do not use high-pressure washing, steam cleaning, or solvents such as part cleaners, or gasoline, as these may damage the main body of the filter.



3. Rinse the filter from the engine side to the outer side using a gentle stream of water (be sure to avoid strong water pressure). After that, shake off all the excess water and let it dry in the shade.

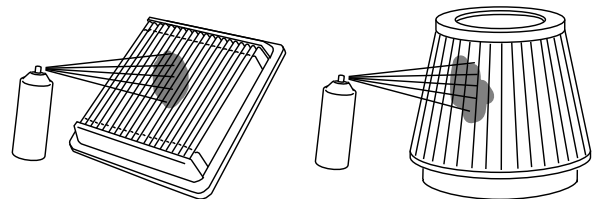
Note: Do not attempt to accelerate drying with an air compressor or drier, as the main body of the filter may become damaged and unusable.



*Repeat steps 2 and 3 until all the dirt has been removed.

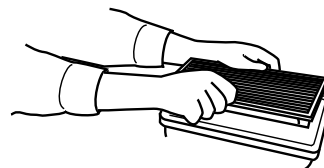
4. After it has dried, lightly spray the filter oil along the filter pleats from the outer side. Be careful not to apply too much oil as it will further penetrate and permeate the entire filter when left to sit for 5 minutes. If there still appear to be white spots after this time, lightly sprays those areas again.

If oil other than the special filter oil is used, such as ATF, engine oil, gasoline, light oil, or lubricating oil, it may result in damage to the filter or cause engine problems. Only the special filter oil can be used. Also do not use the filter under any circumstances if the oil has not been applied.



5. Replace the filter on the filter case and the job is complete.

If it is a Replacement part, wipe the inside of the cleaner case before replacing the filter.



Maintenance period

Although it will vary depending on the driving conditions and environmental factors, when the oil color of the filter has gone and the surface is black, it is time for maintenance. Ideally maintenance should be done with a Replacement part every 30,000 km, and every 3,000 km to 5,000 km with other cleaners (the driving distances are just targets).